

Download and Acknowledge receipt of Tender Addendum

Points to Note

The time required to download is subject to various factors, including but not limited to the bandwidth, the network, the computer performance and the file size etc. The time required to download would also be affected by the number of concurrent e-TS(WC) users directly. In case a slow download speed is encountered, please check the computer settings or consider to perform the download at later time.

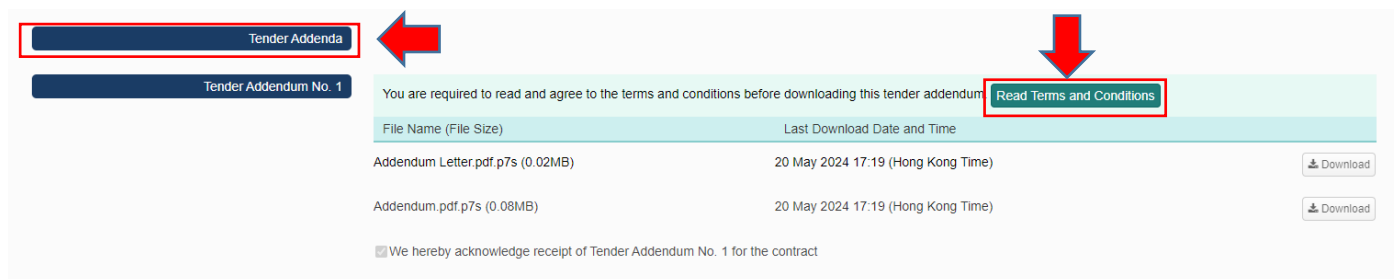
For Registered Users

Only Registered Users can download documents

Step 1 – Log in to the e-Tendering System (Works Contracts) and launch <View Details of Tender Notice> page

Step 2 – Scroll down to the section <Tender Addenda>

Step 3 – Click “**Read Terms and Conditions**” and a dialog will pop up



The screenshot shows the 'Tender Addenda' section of the e-Tendering System. A red box highlights the 'Tender Addenda' tab, and a red arrow points to it. Below the tab, a red box highlights the 'Read Terms and Conditions' button, and a red arrow points to it. The main content area displays a table of addendums and a checkbox for acknowledging receipt.

File Name (File Size)	Last Download Date and Time	
Addendum Letter.pdf.p7s (0.02MB)	20 May 2024 17:19 (Hong Kong Time)	Download
Addendum.pdf.p7s (0.08MB)	20 May 2024 17:19 (Hong Kong Time)	Download

☐ We hereby acknowledge receipt of Tender Addendum No. 1 for the contract

Step 4 – 3 steps are included in the dialog

- Read Terms and Conditions (Note: You have already accepted the same set of terms and conditions during account registration)
- Download Licence Conditions
- Agree to Licence Conditions/ Exit (Note: Only those users who agree to the Licence Conditions can download tender document)

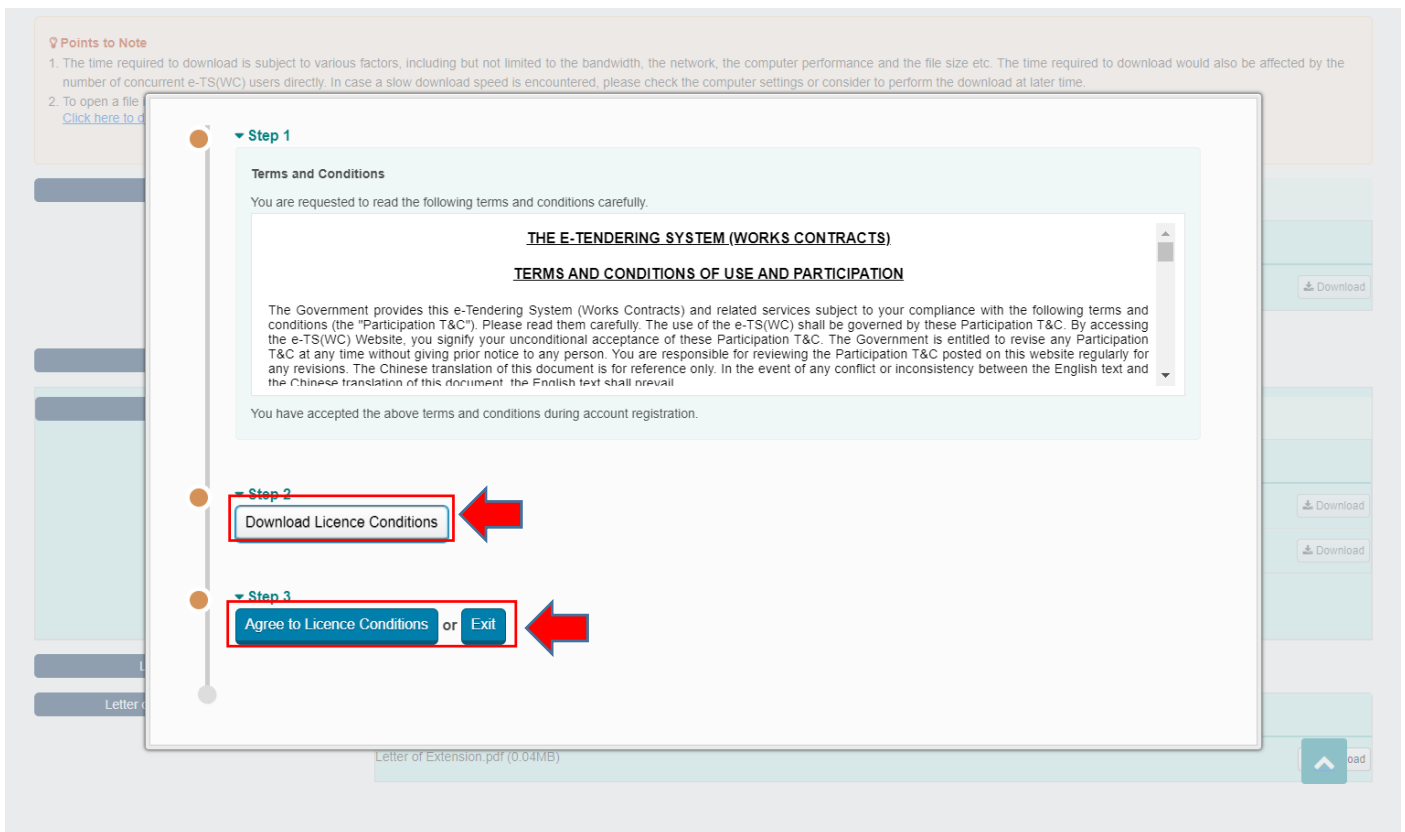
Step 5 – Read Terms and Conditions

Step 6 – Click “**Download Licence Conditions**” to download and read Licence Conditions

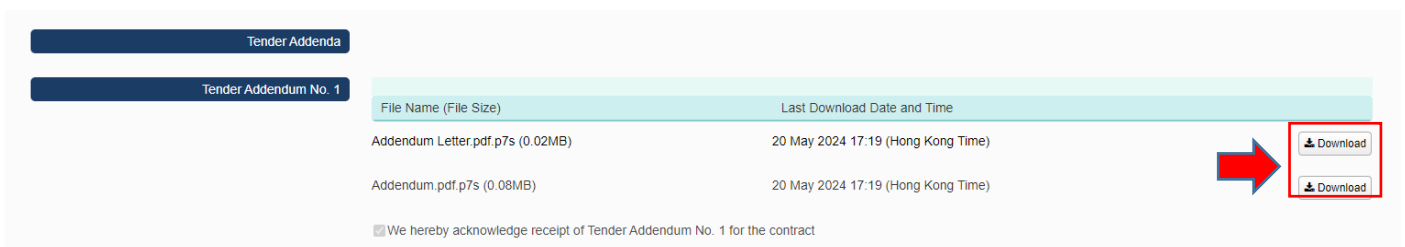
Step 7 – Agree to Licence Conditions/ Exit

- If the user agrees to the Licence Conditions, click “**Agree to Licence Conditions**” to proceed
→ **Step 8**
- If the user DOES NOT agree to the Licence Conditions, click “**Exit**”

e-Tendering System (Works Contracts)



Step 8 – Click “Download” to download Tender Addendum



Step 9 – After you have downloaded a complete set of document, click the check box to acknowledge receipt of the Tender Addendum

